

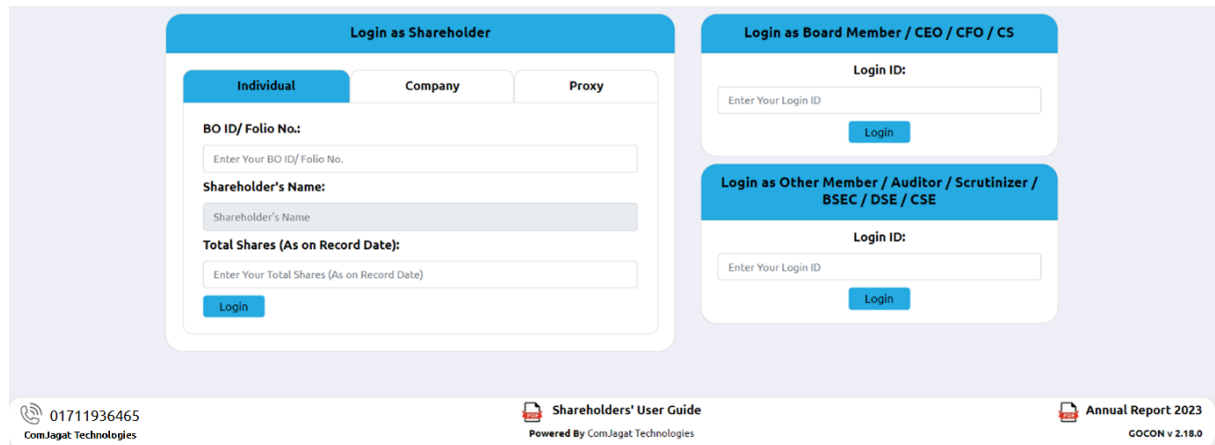
**QUICK USER GUIDE OF
HYBRID AGM PLATFORM
FOR
SHAREHOLDER (Individual/Company/Proxy)**

Prepared by

COMJAGAT TECHNOLOGIES

First click on AGM link, It will automatically open in your Mobile or Desktop default browser.

AGM portal login Interface:



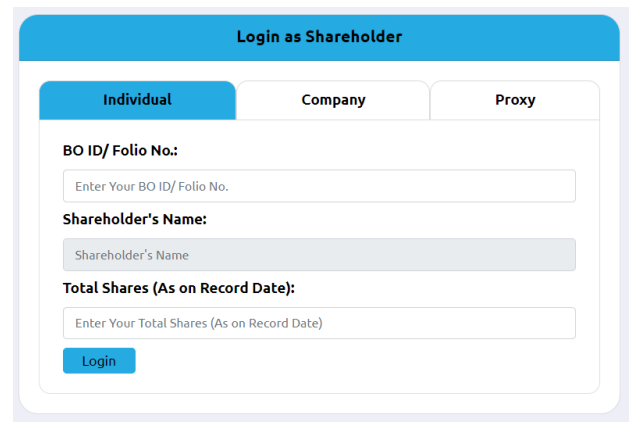
The screenshot displays the AGM portal login interface. It features three main login sections:

- Login as Shareholder:** Includes tabs for Individual, Company, and Proxy. The Individual tab is active, showing fields for BO ID/ Folio No., Shareholder's Name, and Total Shares (As on Record Date), each with a placeholder text and a login button.
- Login as Board Member / CEO / CFO / CS:** Includes a Login ID field and a login button.
- Login as Other Member / Auditor / Scrutinizer / BSEC / DSE / CSE:** Includes a Login ID field and a login button.

At the bottom, there is a footer with contact information (01711936465, ComJagat Technologies), a link to the Shareholders' User Guide, and a link to the Annual Report 2023 (GOCON v 2.18.0).

Individual Login Interface

- Click “**Individual**” Tab.
- Enter your correct BO ID/Folio Number.
- Shareholder’s Name will show automatically.
- Cursor will blink in total share field.
- Enter your correct Total share as on record date.
- Correct Information will allow an **Individual shareholder to log in.**

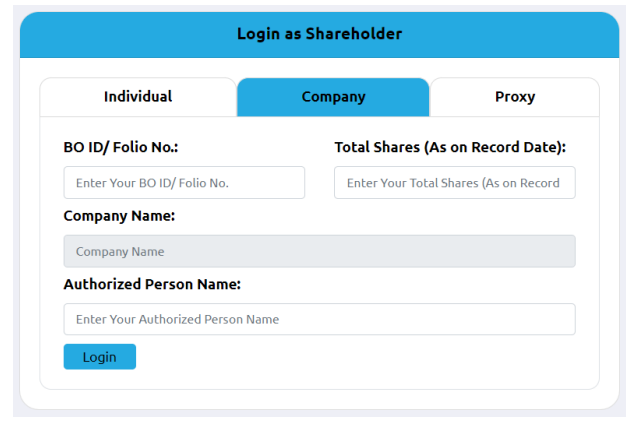


This detailed view shows the Individual Login Interface. It includes the following elements:

- Tab Selection:** Individual, Company, and Proxy tabs. The Individual tab is selected.
- BO ID/ Folio No.:** A text input field with the placeholder "Enter Your BO ID/ Folio No.".
- Shareholder's Name:** A text input field with the placeholder "Shareholder's Name".
- Total Shares (As on Record Date):** A text input field with the placeholder "Enter Your Total Shares (As on Record Date)".
- Login Button:** A blue button labeled "Login".

Company Login Interface

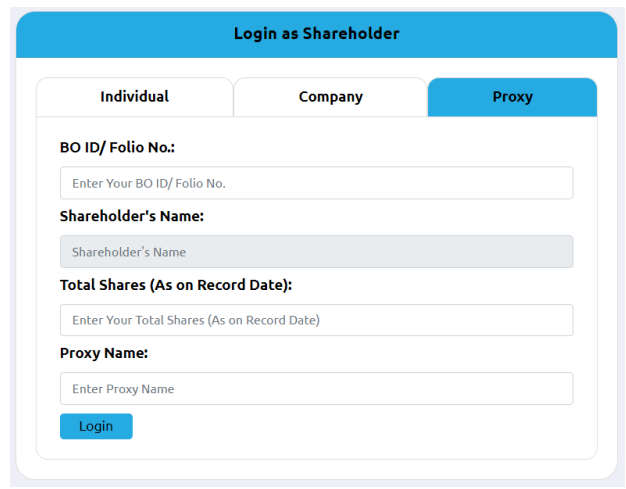
- Click “**Company**” Tab.
- Enter correct BO ID/ Folio Number of your Company.
- The Company Name will show automatically.
- Cursor will blink in total share field.
- Enter your correct Total share as on record date.
- **Authorized person name** will be the person who will be assigned from the specific company. In attendance report that name will be counted.
- Correct Information will allow a **Company shareholder to login.**



The screenshot shows the 'Login as Shareholder' interface with the 'Company' tab selected. The form includes fields for 'BO ID/ Folio No.', 'Total Shares (As on Record Date)', 'Company Name', and 'Authorized Person Name'. A 'Login' button is at the bottom.

Proxy Login Interface

- Click “**Proxy**” Tab.
- Enter your correct BO ID/Folio Number.
- Shareholder’s Name will show automatically.
- Cursor will blink in total share field.
- Enter your correct Total share as on record date.
- **Proxy name** will come automatically.
- Correct Information will allow a **Proxy shareholder to log in**




The screenshot shows the 'Login as Shareholder' interface with the 'Proxy' tab selected. The form includes fields for 'BO ID/ Folio No.', 'Shareholder's Name', 'Total Shares (As on Record Date)', and 'Proxy Name'. A 'Login' button is at the bottom.

Shareholder Landing Page

Total Shareholders' Attendance: 1; Total Shares: 1000;

Comjagat Technologies Logout



0:01 / 4:21

Agenda 1

Agenda-01 / আলোচ্যসূচী-০১

To receive, consider and adopt the audited financial statements for the year ended 30 June 2023, along with the Auditors' and Directors' Reports.
 ৩০শে জুন, ২০২৩ তারিখে সমাপ্ত বছরের জন্য নিরীক্ষিত আর্থিক বিবরণী, পরিচালকপর্ষদের প্রতিবেদন এবং নিরীক্ষকবৃন্দের প্রতিবেদন গ্রহণ, বিবেচনা ও অনুমোদন।

Favor/পক্ষে 0%	Against/বিপক্ষে 0%
1,000	0

Click here to give vote

Agenda-02 / আলোচ্যসূচী-০২

To declare dividend for the financial year ended 30 June

Comments/মন্তব্য

01711936465
ComJagat Technologies

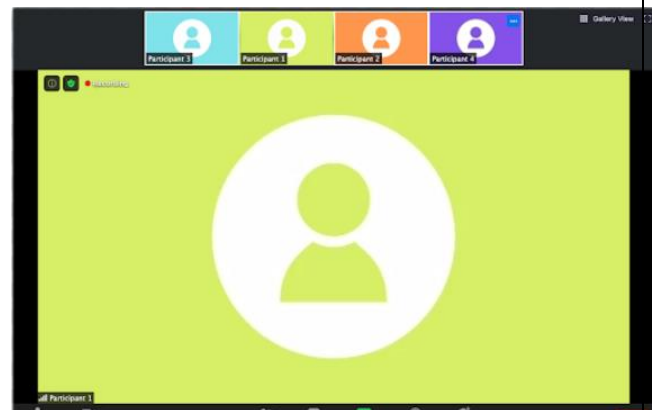
Shareholders' User Guide
Powered By ComJagat Technologies

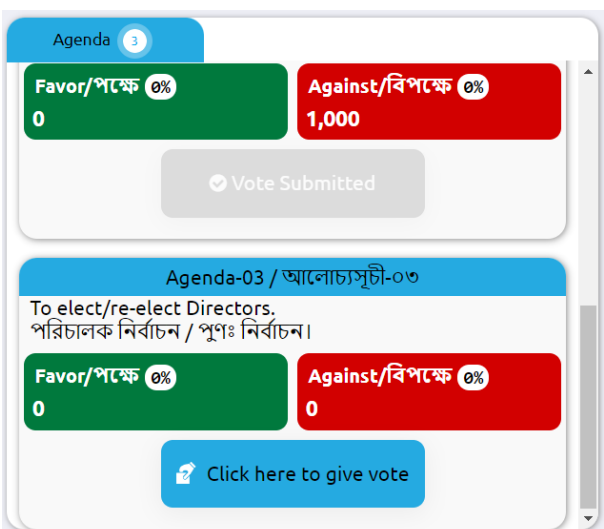

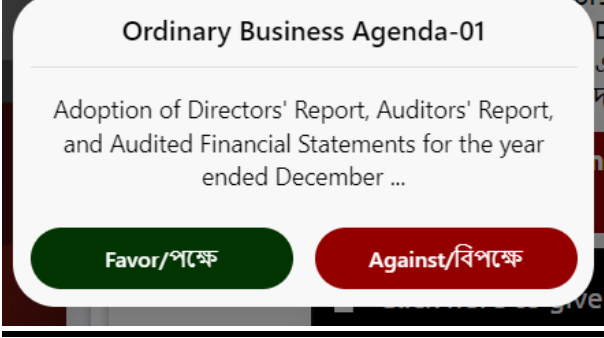
Annual Report 2023
GOCON v 2.18.0

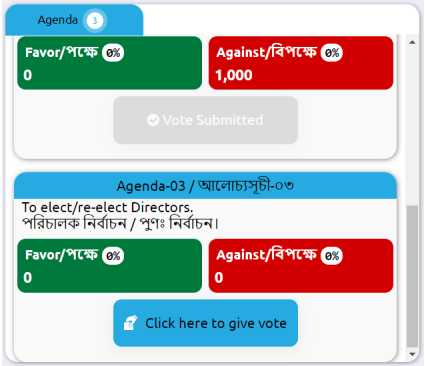
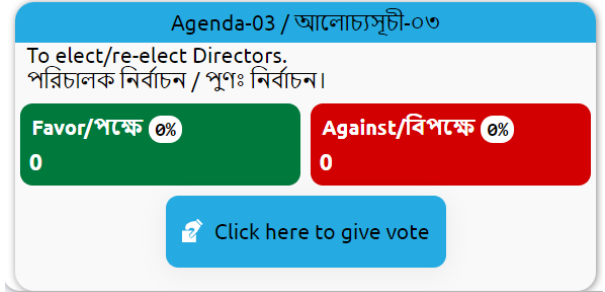
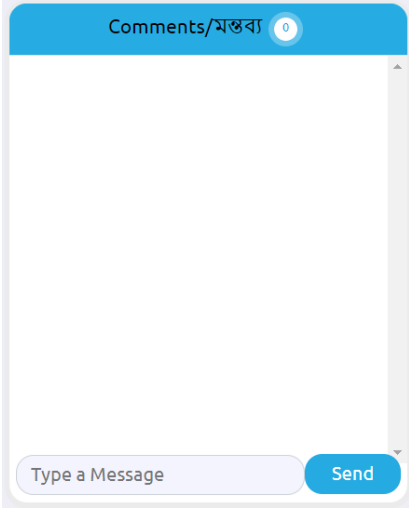
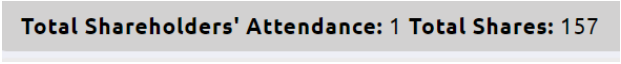

If Video get Paused or Video Loading Error due to Internet Failure or Bandwidth Dropout. Please Refresh the Page.

Video Conference of Board Member:

- In this window shareholder can see Live Video Conference of Board members.



<p>Agenda:</p> <ul style="list-style-type: none"> Shareholder can see all agenda of the current AGM from the middle window. 	
<p>Voting Feature:</p> <ul style="list-style-type: none"> To submit vote, click “Click here to give vote” button A person can give vote once for one agenda. After giving vote, “Click here to give vote” button will be disabled for that person. 	
<p>To Submit Vote:</p> <ul style="list-style-type: none"> Shareholder can give vote in Favor /against from the Pop-Up Window. 	

<h3>Vote Submitted</h3> <ul style="list-style-type: none"> Vote Submitted Message will ensure that your vote has been Casted 	
<h3>Live Voting Result:</h3> <ul style="list-style-type: none"> Total vote count and voting percentage will be shown under each Agenda. Voting result count as how may share is hold by shareholders. 	
<h3>Comment:</h3> <ul style="list-style-type: none"> Type your comments in Bangla / English in “Type a message” field. Click the Send button / Press enter from keyboard You will get a confirmation message as “Message sent successfully”. 	
<h3>Attendance</h3> <ul style="list-style-type: none"> Shareholder can see total shareholder attendance and total shares. 	
<h3>Logout</h3> <ul style="list-style-type: none"> By clicking the log out button shareholder can logout from the interface. 	

Contact Details

Comjagat Technologies

House-29 (M-A), Road-6, Dhanmondi, Dhaka-1205

Sales: 01711936465, 01670223187

E-Mail: mehbuba.gulshan@e-jagat.com

masum@e-jagat.com

Web: gocon.live

Facebook: www.facebook.com/GOCON.OFFICIAL